


TRS Member Headquarters Guide



Earning your trust every day



CONTENTS


Welcome Message	1
Location and Directions (Getting to 4655 Mueller)	2
From I-35	2
Route Planning	2
Highway Construction Updates	2
Maps (neighborhood, headquarters)	3
Google Mapping (QR code)	3
Video: A Driving Tour to TRS	3
Navigating Roundabouts	3
Parking in your TRS Garage (We've got just the spot for you!)	4
Member and Visitor Drop Off	5
Form Drop Off	5
TRS Courtyard and Member Center Entrance (Take a stroll or a break)	6
Spirit of Learning Statue	6
Your Member Center (All with YOU in mind)	7
First Floor Map	8
What to Expect during Your Appointment Today	9
Contact Numbers and Links (We've got you covered!)	10
TRS Contacts and Links	10
Mueller Amenities	10
Other things to see and do in Austin	10
Your Notes (Jot it down!)	11

Welcome!

Welcome to your Teacher Retirement System of Texas (TRS) Member Center Guide!

The pages that follow will help you navigate TRS' new headquarters in Central Austin's Mueller community, a short drive north of downtown. Our doors officially opened May 20, 2025.

We're so glad you're here (or will be soon)! We want to help ensure your visit is as smooth and stress-free as possible. Remember, YOU are the reason we are here.



Location and Directions (Getting to 4655 Mueller)

Austin Location:

TRS headquarters offices are located at **4655 Mueller Blvd** in Austin's Mueller community, less than three miles north of downtown.

Parking Garage address:

1517 Robert Browning St, Austin, Texas, 78714 (See page 4)

Member and visitor drop off:

1704 Simond Ave (off Mueller Blvd) Austin, Texas, 78714 (See page 5)

(Remember – we also have a regional office in El Paso, Texas located in the Education Service Center at 6611 Boeing Drive, El Paso, Texas, 79925.)

Austin Directions: From I-35

Traveling Northbound on Interstate 35 (from the south)

1. Take exit **237A** and turn right onto Airport Blvd
2. Turn left at the first traffic light onto Aldrich St
3. At the traffic circle (*roundabout), take the **third exit** onto Mueller Blvd
4. Turn right onto Robert Browning St
5. Free covered member parking is available in the TRS Garage (**1517 Robert Browning St**)

Traveling Southbound on Interstate 35 (from the north)

1. Take exit **237B** and follow signs to 51st Street
2. At the traffic circle (*roundabout), take the **third exit** to E. 51st Street (east direction)
3. Turn right onto Mueller Blvd
4. Turn left onto Robert Browning St
5. Free covered member parking is available in the TRS Garage (**1517 Robert Browning St**)

**See more on page 3 about Navigating Roundabouts*

Route Planning: Helpful Resources for a Smooth Journey to TRS' HQ at Mueller

- The [CTX GO website](#) and free app offers real-time traffic updates, traffic snapshots, EV charging stations, trip planning, route optimization
- Find [estimated travel times](#)
- See [TxDOT's traffic camera snapshots](#) for Austin-area highways
- See the [City of Austin traffic camera snapshots](#) for major city streets (searchable by street name)

Highway (I-35) construction updates:

- Learn more about [I-35 road construction projects through Central Austin](#), such as lane closures and more, and sign up for email alerts at [MyMobility35](#)

By transit:

- Use the [CapMetro TripPlanner](#) online or download the app

By bicycle:

- See the City of Austin's [Bike Map](#)

Location and Directions (Getting to 4655 Mueller)

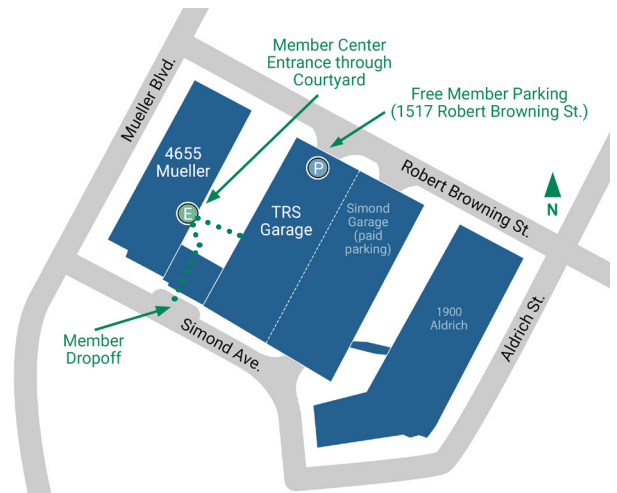
Continued

Map: Getting to TRS from I-35 (Map not to scale)



Print this Map!

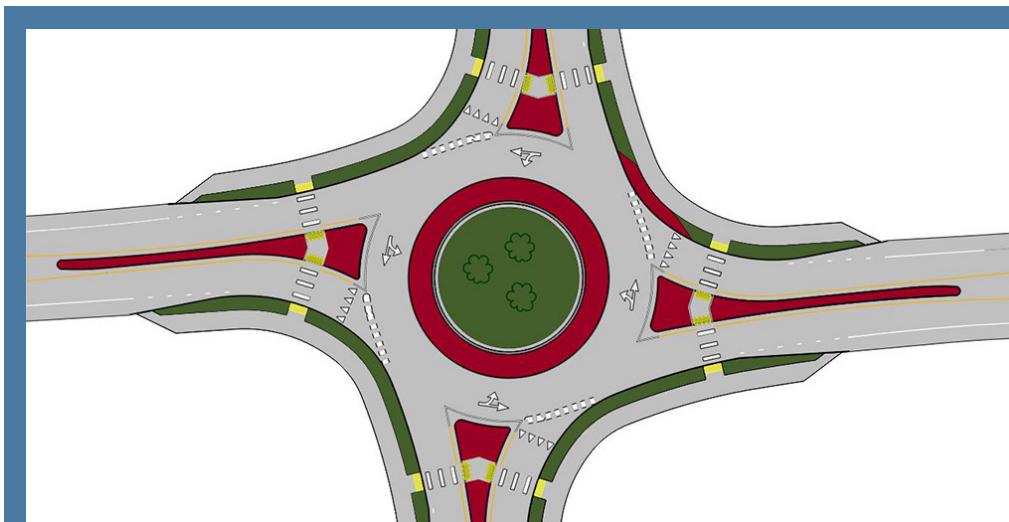
Map: TRS Headquarters (Map not to scale)



Print this Map!

Video: A driving tour to TRS

Scan the code to open Google mapping



Navigating Roundabouts:

Austin features a traffic flow feature known as a roundabout, or traffic circle. This design slows traffic and enhances safety. You may be required to navigate one or two on the way to and around Mueller. TxDOT has a tutorial so you can learn more about [how roundabouts work](#).

Parking



The entrance/exit to the TRS Garage at 1517 Robert Browning St

TRS Garage (free for members): **1517 Robert Browning St** (off Mueller Blvd)

- To ensure the covered garage has ample space available for TRS members and visitors, you'll need a four-digit gate code to open the security gate arm. You should have received this in your previsit email appointment reminder. You can also use the call box at the garage entrance to contact security.
- 38 spaces on level G1 are reserved for TRS members. Look for signage for easy identification.
- A short, level walkway through the courtyard connects the first level of the garage (G1) to the Member Center. Upper parking levels (if needed) are connected via an elevator and stairs.
- Upper levels are for TRS employee parking.

Be aware, you MAY run into construction in the area. If access to the TRS Garage via Robert Browning St is temporarily impacted, we'll work to alert visiting members.

Member and Visitor Drop Off



The member/visitor drop off at 1704 Simond Ave

Member and Visitor Drop Off Location (personal vehicle, rideshare passengers): **1704 Simond Ave** (off Mueller Blvd)

Form Drop Off Location: Completed TRS forms may also be dropped off in a secure drop box at this location.

Special Note: *due to safety and access concerns, we recommend not dropping off vehicle passengers directly outside 4655 Mueller Blvd.*

Your Member Center




The TRS Courtyard and Member Center entrance as seen from the TRS Garage.

The TRS courtyard marks the final steps to your Member Center. This space offers a place to sit, reflect, or recharge. At its center stands the **Spirit of Learning** sculpture (see more below). Access to the building includes an accessible ramp and a level, stairs-free entrance.

Spirit of Learning Statue

The bronze **Spirit of Learning** sculpture, which graced the entrance of the former TRS campus downtown since March 1990, has been carefully relocated to the courtyard outside the Member Center building. The 12-foot-high sculpture now serves as a centerpiece for all to enjoy. The work was created and donated by the late Austin artist and University of Texas professor Charles Umlauf, whose other works can be seen at the [Umlauf Sculpture Garden](#) near Austin's Zilker Park, just south of downtown.



Your Member Center



This first floor of the headquarters building is the central hub of TRS. Here, members visiting our headquarters can truly begin their retirement journey and learn more about pension benefit information. You'll receive the same important services members have always received! We've thoughtfully designed this space to be comfortable and welcoming, where our staff can interact with members in an efficient, professional and supportive environment.

Your enhanced **Member Center** includes:

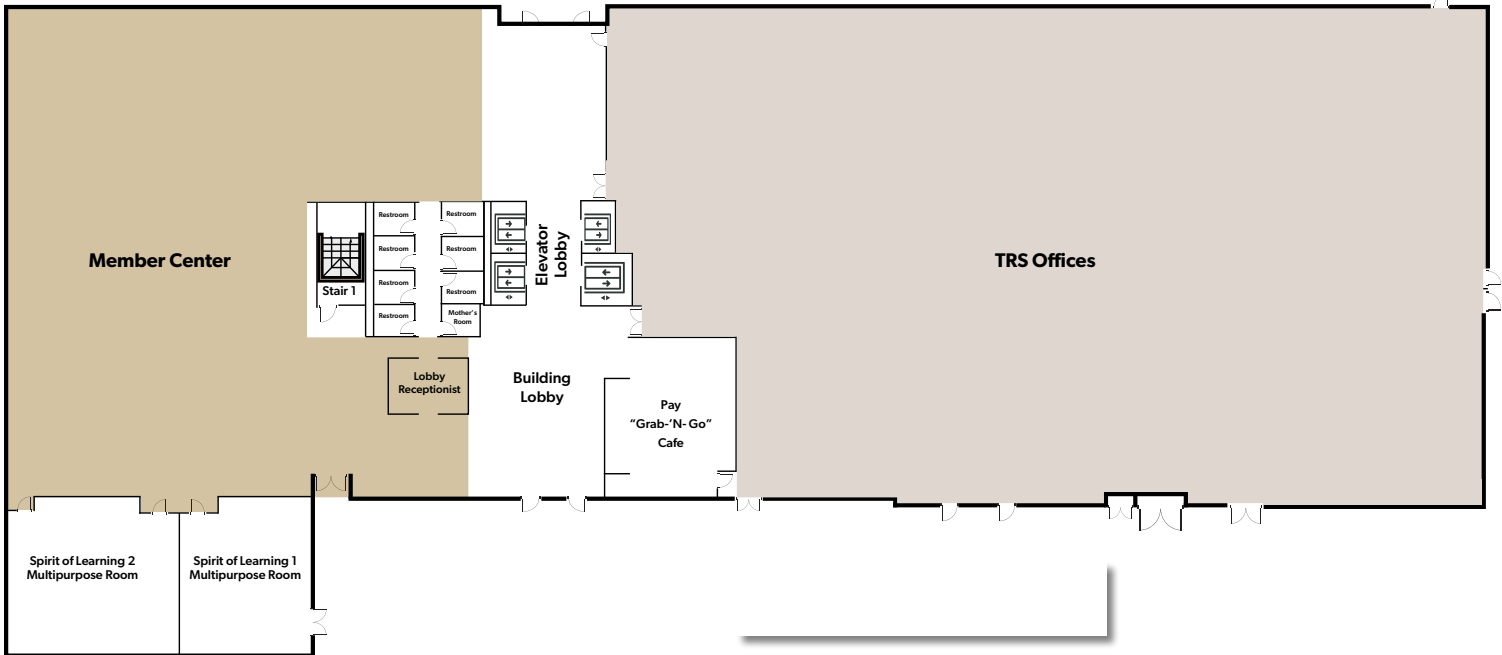
- All member activity in one place on a single floor
- A "Grab 'N Go" vending cafe
- Complimentary water and coffee
- Meeting rooms with audio/visual technology
- Dedicated presentation rooms group benefit sessions

Note: All services for TRS members, future members, beneficiaries and retirees visiting the Austin Headquarters are provided at the Member Center building.

Your Member Center

Continued

TRS Headquarters, First Floor



[Print Floorplan here!](#)

Hours of Operation

The lobby of the Member Center building at **4655 Mueller Blvd** is open to the public **Monday – Friday, 8 a.m. – 5 p.m. CT**. Security staff are on duty 24 hours per day, 7 days per week.

Food and Beverage Options

Upon checking in at the Member Center, visitors awaiting their appointment with TRS can enjoy complimentary water as well as coffee beverages supported by TRS staff divisions. Visitors can also find food and beverages to purchase from the Grab 'N Go vending cafe. Additionally, there are several restaurants within walking distance, and an H-E-B grocery store nearby.

ATMs

There are several ATMs available in the area including at the nearby H-E-B.



Scan the QR code at left for more information on local businesses in this area.

Scan the QR code at left to open Google mapping.

Appointment Overview



What to Expect During Your Appointment today

- Keep your retirement packet handy if that is the reason for your visit and you received it in advance of your appointment.
- Check in at the front desk and be greeted with a smile.
- Take a seat, any seat, in the lobby.
- Meet with a Benefit Counselor to review pension benefits information.
- Complete the 'How was your visit' survey. We'll email it to you so you can let us know how we did.

Remember to ask any questions you may have. After all, the big day you're planning for is YOURS.

Contact Numbers and Links



Website: [TRS Locations and Hours](#)

Scan to open TRS' Locations and Hours page

Contact TRS

Phone & Fax

Member Services

800-223-8778

Monday - Friday: 7 a.m - 6 p.m. CST

For Hearing Impaired:

Dial Texas Relay 711 or 800-735-2989

Faxline for Benefit Forms: 512-542-6597

Need to upload a form? Head to our [website upload feature](#).

Mailing Address

To mail documents or packages to TRS, use this address:

Teacher Retirement System of Texas

P.O. Box 149676

Austin, Texas 78714

Office Locations

TRS Headquarters

⋮
⋮
⋮
⋮
⋮

Member Services

4655 Mueller Blvd

Austin, Texas 78723

Regional Office - El Paso

6611 Boeing Dr

El Paso, Texas 79925

Mueller Amenities

[List of Mueller Businesses](#)

[Mueller Trail Map](#)

[Mueller's History in Austin](#)

[Mueller Tour Guide](#)

Other things to do and see in Austin

[Blanton Museum of Art](#)

[Bullock Texas State History Museum](#)

[Umlauf Sculpture Garden & Museum](#)

[University of Texas at Austin \(walking tour\)](#)

[Texas Capitol \(free tour\)](#)

[Zilker Metropolitan Park](#) and [Lady Bird Lake](#)


Your Notes

Ideas:

Additional notes



Earning your trust every day



Mailing address:

P.O. Box 149676,
Austin, TX 78714



Physical address:

4655 Mueller Blvd,
Austin, Texas 7872



1-800-223-8778



www.trs.texas.gov

