

# Introduction to TRS



# Presentation Agenda

01 TRS Membership

02 Retirement Eligibility

03 Retirement Income Planning

04 Resources

05 Your Responsibilities as a Member



# TRS Membership

- ✓ Pension specifically created for you
- ✓ Among the largest pension funds in the United States
- ✓ Experienced team to manage the fund
- ✓ Funded by member, employer and state contributions as well as investment earnings

Scan here for more information



**Retirement benefits are based on a formula and funded by:**

**Member Contributions**

**Employer and State Contributions**

**Investment Earnings**



## Membership

- Begins on first day of employment
- Required if eligible
- TRS mails a *Welcome to Membership* letter



## Contributions

- Member Contributions
  - 8.25% monthly member contribution
  - 0.65% TRS-Care contribution
- Employer/State Contributions



## Annual Statements

- Annual statements are produced each fall
- 2% annual interest
- Includes salaries, service credit, retirement estimate, and account balance.

Employment with a single employer expected to last 4 ½ months or more;

for one-half or more of the full-time workload; and

with compensation comparable to the rate of compensation for other persons employed in similar positions.

# Active Member Death Benefits

## Plan 1

Twice annual compensation; max \$80,000 payable

## Plan 2

60 monthly payments of standard annuity without reduction for age; must have five or more years of service

## Plan 3

Lifetime annuity equal to Option One; must have five or more years of service and have only one beneficiary named

## Plan 4

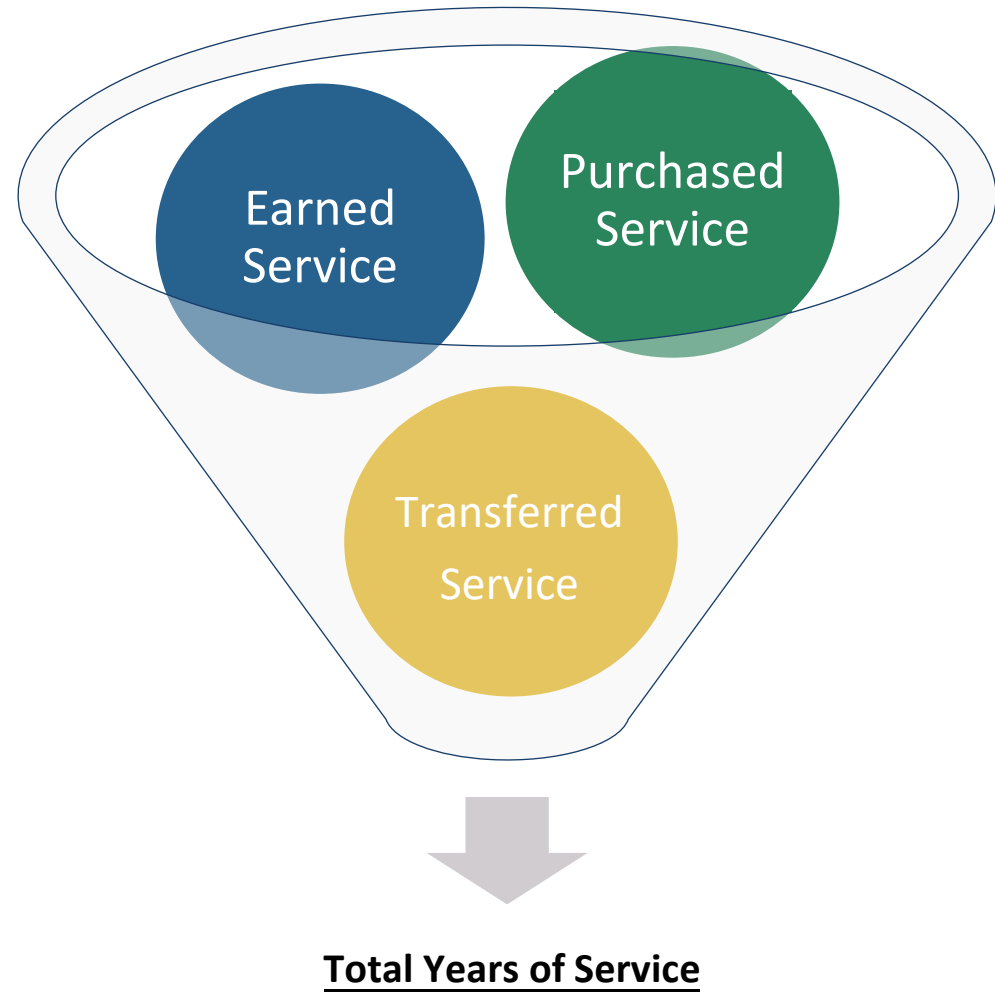
Accumulated contributions in account

## Plan 5

Survivor benefits; \$2,500 lump sum payment plus eligible monthly benefit

The background of the slide features a photograph of several hands of different skin tones cupping a globe. The entire image is overlaid with a semi-transparent green filter. The text 'Service Credit' is centered in white, bold font.

# Service Credit





You must work or receive paid leave from a TRS-eligible position at least 90 days during the school year beginning September 1<sup>st</sup> and ending August 31<sup>st</sup>.

In the last year of employment before retirement, you may earn a year of service credit by working and/or receiving paid leave for each day of the full fall semester, even if that semester is less than 90 days before you retire.

# Additional Service Credit Purchase

Withdrawn Service	Developmental Leave*
Out of State Service*	USERRA Service
Military	Unreported Service and/or Compensation*
State Sick and/or Personal Leave*	Work Experience (Career or Tech Teacher)*
Substitute Service*	Membership Waiting Period*

\* Actuarial cost



## Lump Sum

Personal check  
Cashier's check  
Money Order



## Installments

Payroll Deductions  
Coupon Book  
Bank Deductions



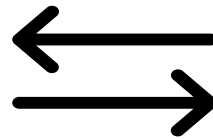
## Rollover

Eligible Retirement Plan



## To transfer ERS service to TRS

- Must have at least 3 years of active TRS service.



## To transfer TRS service to ERS

- Must have at least 36 months of active ERS service.

**Important Note:** ERS Group 4 members (cash balance group) are not eligible to transfer ERS service to TRS or vice versa. This is also true for ERS Group 4 members that have pre-September 1, 2022, ERS service that was withdrawn and not reinstated prior to September 1, 2022.

## May be eligible to:

- Combine service to satisfy TRS retirement eligibility
- Reinstate withdrawn service credit


## May Not Use Credit To:

- Calculate monthly TRS retirement benefit amount
- Meet eligibility for TRS-Care or PLSO

## Participating Systems:

- |  |  |
|--|--|
| <ul style="list-style-type: none"><li>• Employees Retirement System of Texas</li><li>• Texas Municipal Retirement System</li><li>• City of Austin Employees Retirement System</li><li>• El Paso City Employees' Pension Fund</li></ul> | <ul style="list-style-type: none"><li>• Judicial Retirement System of Texas</li><li>• Texas County and District Retirement System</li><li>• City of Austin Police Retirement System</li><li>• El Paso Firemen and Policemen's Pension Fund</li></ul> |
|--|--|

# Five Years of Service Credit



## Five Years of Service Credit

Eligible to receive a lifetime annuity based on retirement eligibility


TRS will continue to pay interest on your account

Beneficiaries may also be eligible to receive lifetime annuity



# Ending Your Membership

# Leaving TRS-Covered Employment

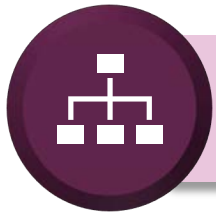


< Five Service Credit Years

What if I have fewer than five years of service credit?



Years of service reset to zero



Loss of membership tier



Possible tax penalties



Forfeit any retirement benefits






# Retirement Eligibility

Your eligibility for service retirement is determined by your **age**, years of **TRS service credit** and **membership tier**.

Each membership tier has its own retirement eligibility requirements and early-age reductions.

You are a grandfathered member, if you met at least one of the following criteria as a member of TRS before Sept. 1, 2005:



You were at least 50 years of age;



your age and years of service totaled at least 70; or



you had at least 25 years of service.

## Grandfathered

- Average of 3 Highest Annual Salaries
- Eligible for PLSO when eligible for an unreduced retirement
- Early Age Retirement Reductions
  - As great as 10% with  $\geq$  than 20 years
  - As great as 53% with  $<$  than 20 years

## Non-Grandfathered

- Average of 5 Highest Annual Salaries
- Eligible for PLSO when your age and years of service = 90
- Early Age Retirement Reductions
  - As great as 53%

# What is My Tier?

1 (GF)

2

## Tier Requirements

- Current membership began prior to Sept. 1, 2007; and
- Had at least five years of service on Aug. 31, 2014

3

4 (GF)

## Tier Requirements

- Current membership began between Sept. 1, 2007, and Aug. 31, 2014; and
- Had at least five years of service on Aug. 31, 2014

5

6 (GF)

## Tier Requirements

- Current membership began on or after Sept. 1, 2014

**Tier 5  
77% of  
current  
membership**

# Normal Age Service Retirement Eligibility

1 (GF)

2

## Normal Eligibility

- Age 65 with at least 5 years of service
- OR-**
- Rule of 80 with at least 5 years of service

3

4 (GF)

## Normal Eligibility

- Age 65 with at least 5 years of service
- OR-**
- Age 60 and Rule of 80 with at least 5 years of service

5

6 (GF)

## Normal Eligibility

- Age 65 with at least 5 years of service
- OR-**
- Age 62 and Rule of 80 with at least 5 years of service

# Early – Age Service Retirement Eligibility

1 (GF)

2

## Early Eligibility

- Age 55 with at least 5 years of service
- OR-
- 30 years of service but does not meet the Rule of 80

3

4 (GF)

## Early Eligibility

- Age 55 with at least 5 years of service
- OR-
- 30 years of service but does not meet the Rule of 80
- OR-
- Meets the Rule of 80 with at least 5 years of service, but is NOT age 60

5

6 (GF)

## Early Eligibility

- Age 55 with at least 5 years of service
- OR-
- 30 years of service but does not meet the Rule of 80
- OR-
- Meets the Rule of 80 with at least 5 years of service, but is NOT age 62

## Eligibility

- Mentally or physically disabled from the further performance of duties; and
- Disability is probably permanent
- No age and years of service credit requirement

### Less than 10 years of service

Monthly benefit of \$150 per month for the lesser of the number of months covered by TRS, duration of disability, or duration of life.

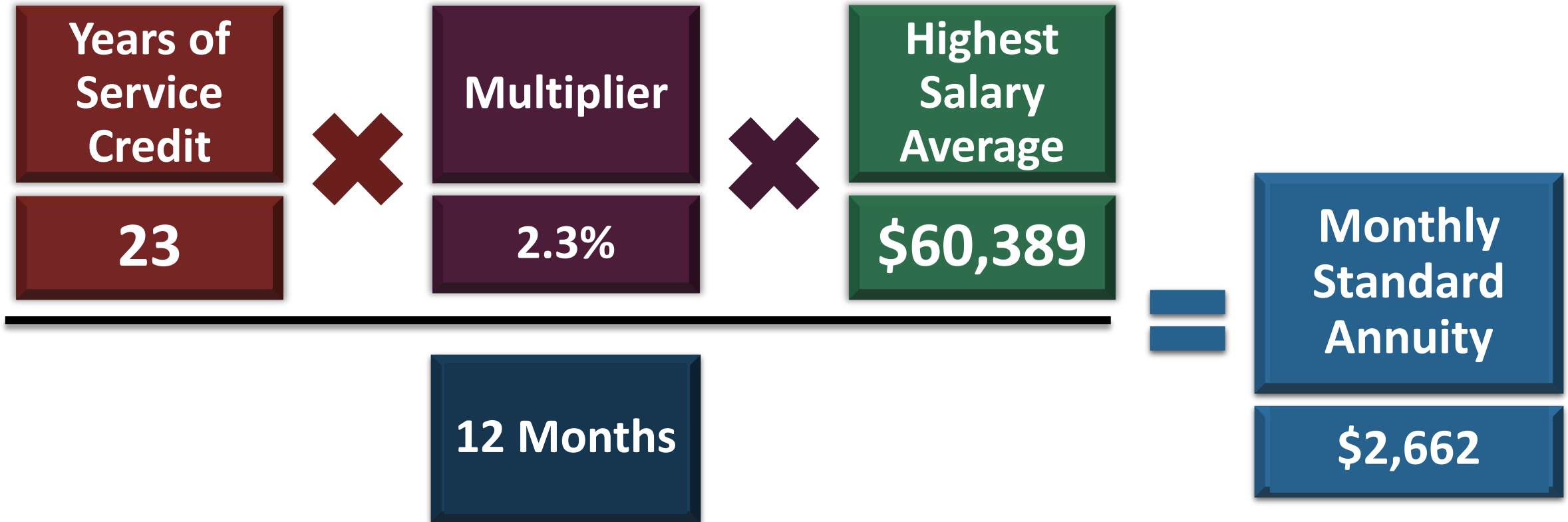
### 10 years of service or more

Monthly annuity not reduced due to early age. Optional annuity payments are available.



# Retirement Formula and Options

# Retirement Formula



*NOTE: Years of service credit and highest average salary based on the average of all retirees in fiscal year 2024*

# Annuity Payment Plans

Payment Plan	Description	Member Payment for Life	Beneficiary Payment
Standard Annuity	No Annuity Payment to Beneficiary	\$2,662	\$0
Option 1	100% Joint and Survivor Annuity	\$2,407	\$2,407
Option 2	50% Joint and Survivor Annuity	\$2,528	\$1,264
Option 3	Guaranteed Period – 60 Monthly Payments	\$2,650	\$2,650 but only up to 60 total payments between member and beneficiary
Option 4	Guaranteed Period – 120 Monthly Payments	\$2,618	\$2,618 but only up to 120 payments between member and beneficiary
Option 5	75% Joint and Survivor Annuity	\$2,466	\$1,850

## The election of PLSO permanently reduces your monthly benefit

PLSO Plan	Payment Options	PLSO Amount	Reduced Standard Annuity
12 month	One annual payments	\$31,946	\$2,414
24 Month	One or two annual payments	\$63,892	\$2,166
36 Month	One, two, or three annual payments	\$95,837	\$1,917



# Retirement Income Planning


Your income in retirement is a joint responsibility between you and TRS. Experts say you will need 80 – 90% of your pre-retirement income to maintain your current standard of living. You could need more or less than that depending on your lifestyle and several factors, like taxes or medical bills.

There are three pillars used to describe your retirement savings. A secure retirement would depend on two (or in some cases three) of those pillars:

1. **Your TRS pension**
2. **Your personal savings**
3. **Social security.**



Contact your financial planner to discuss personal savings options that may be available to you.



Learn more about retirement self-sufficiency through the TRS financial awareness video series.

**A Series of short animated whiteboard videos guide you through three important concepts:**

- One, what you have – your TRS defined benefit plan.
- Two, what you need – to save more.
- And three, how to get it – by saving smart.
- Some of the videos are more relevant to early and mid-career members, while others may be of more interest to members who are near retirement. However, no matter where you are in your career, you'll find something valuable in every video.



[Retirement Planning Webpage](#)

## Start Planning For Your Retirement



### Planning Resources

Find helpful tools and information on financial awareness to prepare for your retirement.



### Steps to Retirement Timeline

Understand the steps toward retirement and what documents you will need to complete.



# Resources

# MyTRS Registration



If you have not yet registered for MyTRS, we encourage you to [establish your account](#) now to access your information online.

Register Now for MyTRS

Log in to MyTRS

Video: How to Establish Your MyTRS Account

How to Establish Your MyTRS Account (pdf)

MyTRS Registration Reminders

A screenshot of the MyTRS website homepage. The header is dark blue with the TRS logo on the left and navigation links for EMPLOYERS, PROCUREMENT, CAREERS, and MyTRS Login on the right. Below the header, there are status notifications for pension checks and direct deposit. The main content area features a large banner with the text "Account Access. Wherever. Whenever." and a "Learn More" button. Below the banner is a search bar. At the bottom, there are links for "New to TRS", "Retiring Soon", "MyTRS Portal", "TRS Forms", "Upload Files", and "Health Benefits". A QR code is displayed on the right side of the page with the text "Scan for MyTRS Resources" and an orange arrow pointing to it.

# MyTRS Self Service Options

VIEW SERVICE  
CREDIT

VIEW SALARY  
INFORMATION

GENERATE  
ACCOUNT  
BALANCE FORM

VIEW AND PRINT  
DOCUMENTS

VIEW ANNUAL  
STATEMENT

BENEFIT  
CALCULATOR

UPDATE  
BENEFICIARIES

UPDATE  
ADDRESS

SEND SECURE  
MESSAGES



Staying in touch with TRS and understanding your benefits will pay off in the long run.

TRS Member Education Videos can help you get answers to some of the most frequently asked questions like...

- ☑ What tier am I?
- ☑ How do I change my beneficiary?
- ☑ Understanding Your Member Statement
- ☑ Purchasing Service Credit

# Other Online Resources



INSIDE: LEGISLATIVE UPDATE / RETIREMENT INFO / HEALTH CARE BENEFITS / RULE CHANGES / QUICK-START GUIDE / MORE!

# TRSnews

SUMMER 2023 ★ THE NEWSLETTER of the TEACHER RETIREMENT SYSTEM of TEXAS ★ MEMBER EDITION

## TRS Legislative Update

Legislation passed during the 88<sup>th</sup> Regular Legislative Session that impacts TRS active members and retirees.

**GENERAL**

**STATE CONTRIBUTION INCREASE FROM 8.00% TO 8.25% TO 1**  
 House Bill (HB) 1 provides funding for the last phase of contribution. As a reminder to our active members and public education employees on Sept. 1 this year. Please see below for the current and upcoming rates.

Calendar Date	State
Sept. 1, 2022	8.00%
Sept. 1, 2023	8.25%
Sept. 1, 2024	8.25%

**ADDITIONAL REGIONAL OFFICE: HB 1**  
 HB 1 authorized TRS to expend funds for an additional regional office (LBB) and the governor of any decision to open an additional office, do not receive general revenue funding, administrative or better serve our members and reach them closer to where they live. As of May 31, 2023, the office has served almost 3,000 members.

**TRS BENEFITS HANDBOOK**  
 A Member's Right to Know

October 2022

EMPLOYERS    PROCUREMENT    CAREERS    **MyTRS Login**

Pension ▾    Health ▾    Learning ▾    Investments ▾    About ▾    Contact ▾    🌐    🔍

✉ Pension Checks Mailed May 29, 2025    🏦 Direct Deposit May 30, 2025

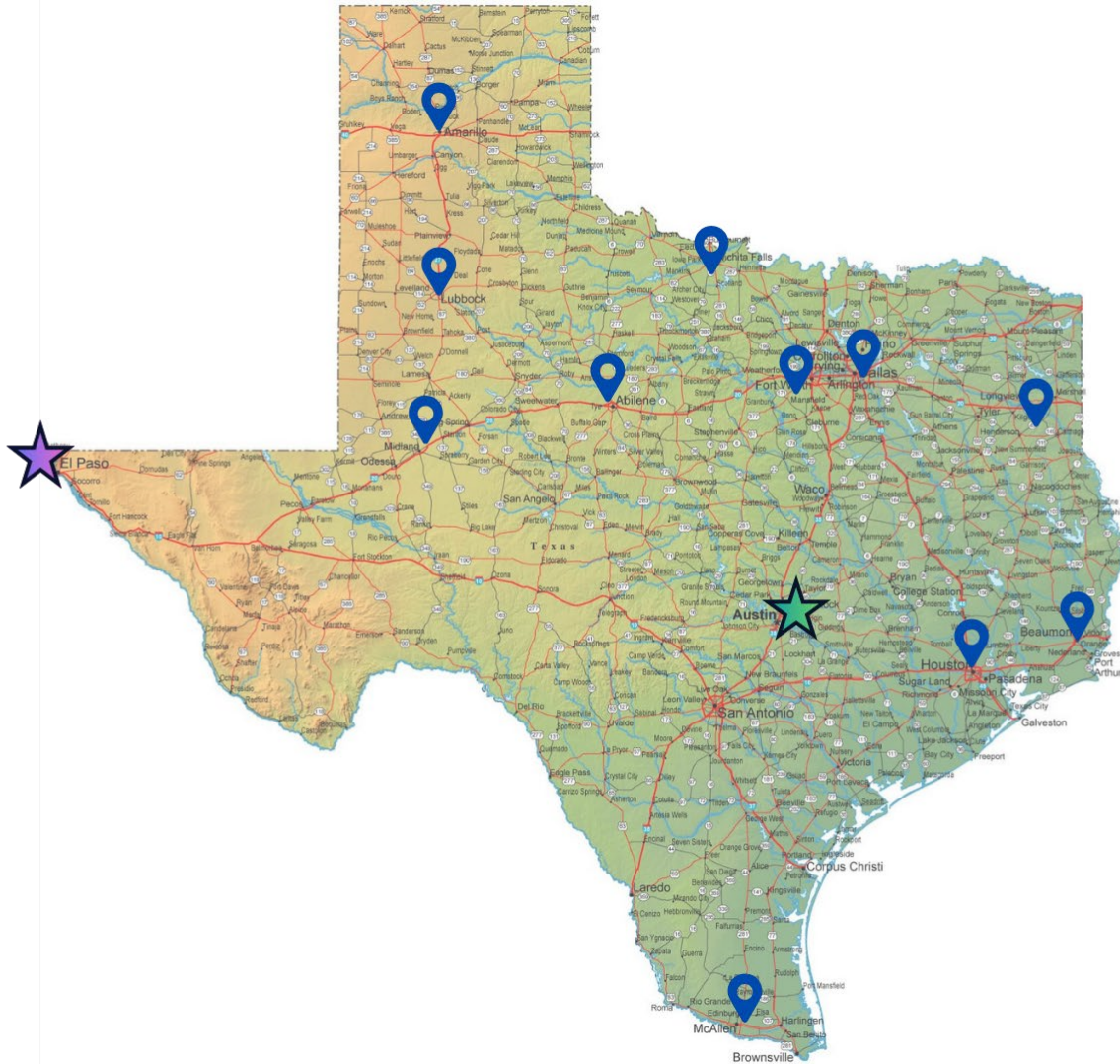
# Account Access. Wherever. Whenever.




**Get Started**

- Set up direct deposit
- Update my beneficiaries
- Life and job changes
- Apply for retirement
- Account refund considerations

TRS Website: <https://www.trs.texas.gov>

# Counseling Resources



- Austin HQ 
- El Paso Regional Office 
- Field Office Visits 
- Contact Center
- Virtual Visits
- Presentations





# Responsibilities as a Member

## IMPORTANT

TRS provides valuable benefits to members, retirees, and beneficiaries. It is important to keep your address, beneficiaries and name updated.



### Keep your address current

- You must inform TRS in writing of any address changes.
- Log in to MyTRS to update your address.



### Keep your beneficiary designation current:

- Log into MyTRS to update your beneficiary.



### Notify TRS of name change:

**TRS requires notification in writing when you change your name. You must:**

- Active members should officially change your name with your TRS employer
- Submit written notice with your Social Security number and your signature.
- Include a copy of a court order or marriage license.





## Contact us

- **1-800-223-8778 Monday–Friday, 7 a.m.– 6 p.m.** Automated information available day or night, seven days a week
- Send a Secure Message from your **MyTRS** account
- Upload Forms and Documents from the TRS website



## Social Media

- Find TRS on **Facebook, X, YouTube, and LinkedIn!**

Have you been contacted by someone requesting to meet with you in your home to discuss TRS benefits?

- Teacher Retirement System (TRS) staff members do not make home visits.
- If someone contacts you and asks to meet in your home, that person does not represent TRS.
- These individuals often use organization names or initials that sound very much like TRS.

## Presentation Survey

TRS values your opinion and wants the Benefit Presentation to be as useful as possible to members. Please take a moment to complete this form to help us achieve our goal.



<https://www.trs.texas.gov>



Austin Headquarters  
El Paso Regional Office



Phone: 1-800-223-8778  
Fax: 512-542-6597